POTAIN®

MAXIM
1-877-MAX-LIFT

MR 329 H25

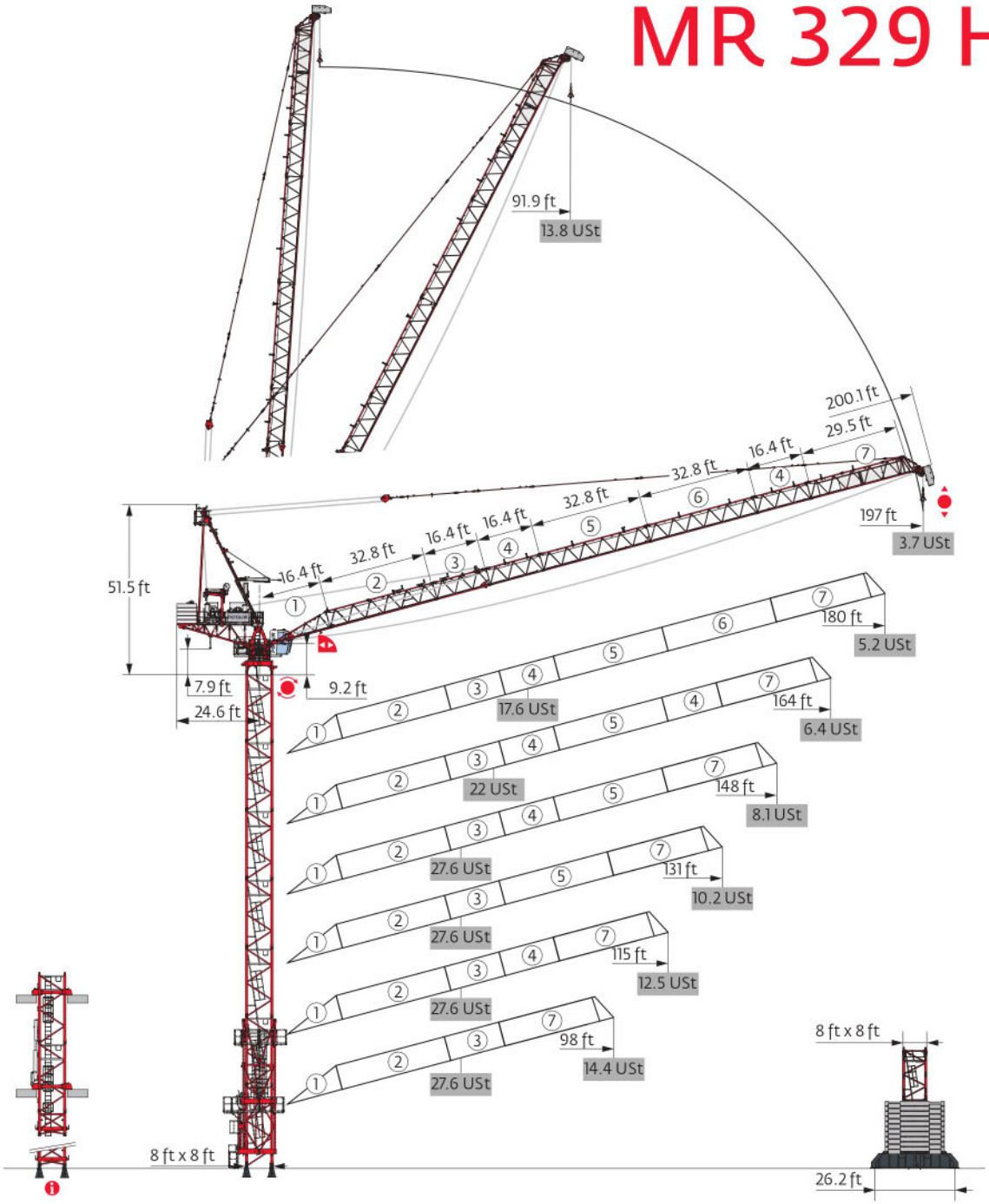

Potain Plus

Power Control

Top Tracing 3

ASCE 7-10

Values have been rounded.

POTAIN®

MR 329 H25

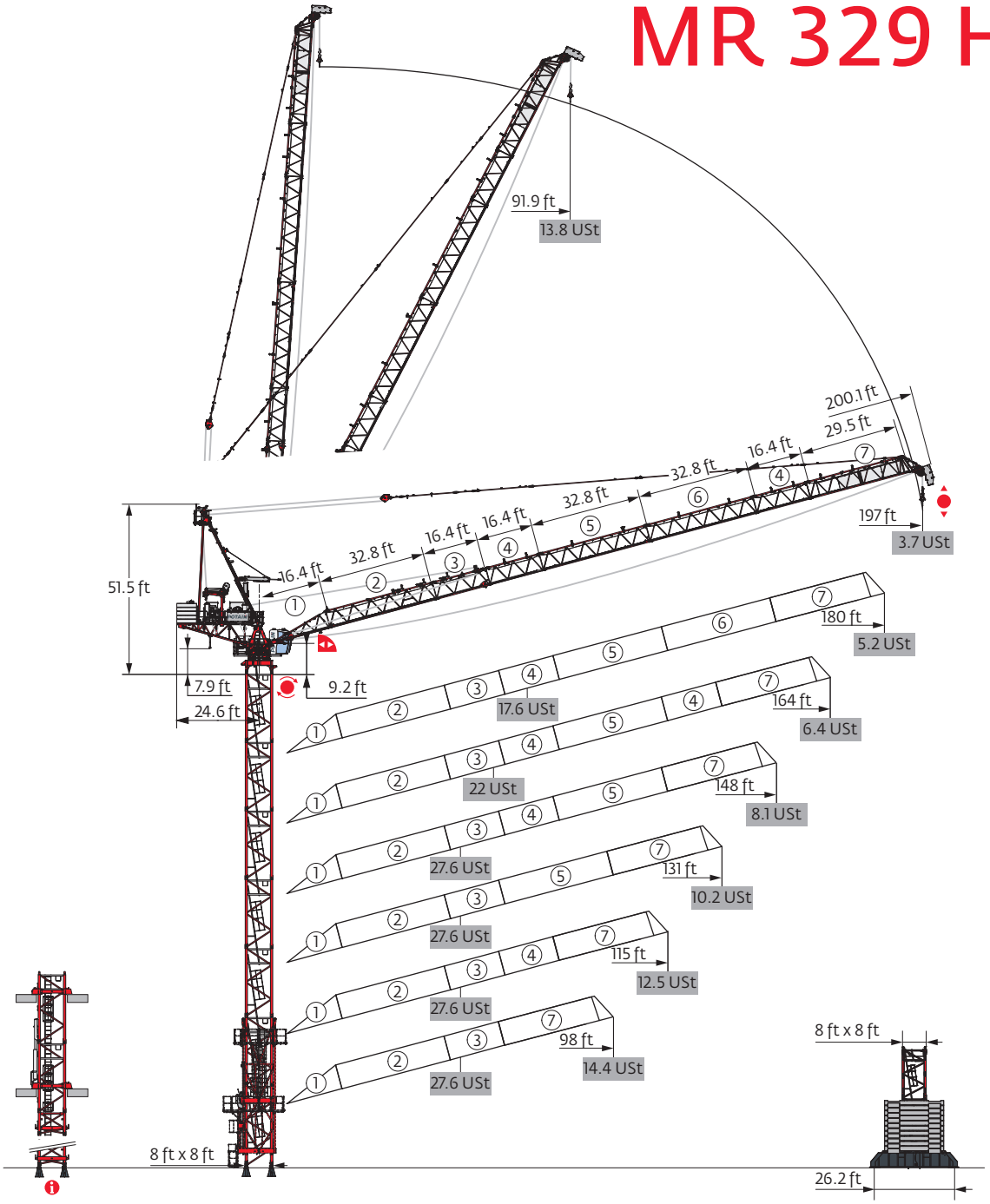

Potain Plus

Power Control

Top Tracing 3

ASCE 7-10

Values have been rounded.

Mast - Reactions

8 ft - P 800B								
(ft)		98	115	131	148	164	180	197
(ft)		227	227	221.5	216.2	210.6	205.1	199.8
/P+ (ft)		227	227	221.5	216.2	210.6	205.1	199.8
10.9 ft		2	2	0	1	2	0	1
16.4 ft		12	12	13	12	11	12	11
F2 (USt)	●	236	238	239	243	238	231	232
	■	392	408	401	405	407	402	403
F3 (USt)	●	164	166	155	159	157	161	163
	■	322	337	331	335	338	333	335

8 ft - P 854A								
(ft)		98	115	131	148	164	180	197
(ft)		287.1	281.8	276.3	270.7	265.4	259.8	254.3
/P+ (ft)		287.1	281.8	276.3	270.7	265.4	259.8	254.3
10.9 ft		0	1	2	0	1	2	0
16.4 ft		17	16	15	16	15	14	15
F2 (USt)	●	290	292	296	297	291	284	282
	■	604	608	611	603	606	609	598
F3 (USt)	●	204	194	198	200	198	193	200
	■	520	524	527	519	523	526	519

P 63A / P 800B
P 854A

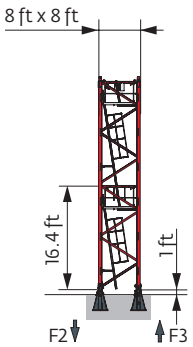

When "ASCE" is noted in this data sheet it is referring to 115 mph Wind Zone, Exposure B, Design Wind Speed = 98 mph.
See back cover for design wind speed calculations.

Other mast compositions - Please consult us.

Motorized accesses: adapted mast composition, base ballast and reactions.

8 ft - ZY 800 -							
(ft)	98	115	131	148	164	180	197
(ft)	226.1	220.5	215.2	209.7	209.7	204.1	198.8
/P+ (ft)	226.1	220.5	215.2	209.7	209.7	204.1	198.8
10.9 ft	0	1	2	0	0	1	2
16.4 ft	13	12	11	12	12	11	10
Fl (USt) ●	146	147	151	151	153	149	148
Fl (USt) ■	193	194	196	191	201	203	205

8 ft - ZY 854 -							
(ft)	98	115	131	148	164	180	197
(ft)	270.7	265.1	259.8	248.7	243.4	237.9	227
/P+ (ft)	270.7	265.1	259.8	248.7	243.4	237.9	227
10.9 ft	1	2	0	2	0	1	0
16.4 ft	15	14	15	13	14	13	13
Fl (USt) ●	190	191	190	190	184	181	172
Fl (USt) ■	283	284	278	270	265	267	253

ZY 800
ZY 854

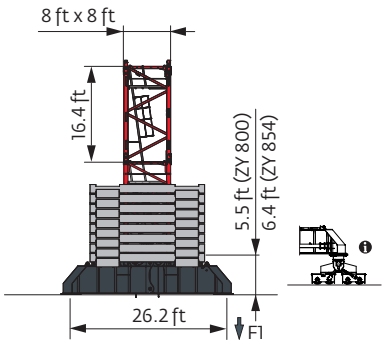

Anchorages

Base ballast

(USt) / 8 ft - ZY 800 -

(ft)	98	115	131	148	164	180	197
226.1	145.5						
220.5	132.3	145.5					
215.2	132.3	145.5	158.7				
209.7	119.1	132.3	145.5	158.7	172		
204.1	105.8	119.1	132.3	145.5	158.7	172	
198.8	92.6	105.8	119.1	132.3	145.5	158.7	172
182.4	79.4	79.4	92.6	105.8	119.1	132.3	145.5
166	66.1	66.1	79.4	79.4	79.4	92.6	105.8
149.6	52.9	52.9	66.1	66.1	66.1	79.4	79.4
133.2	39.7	52.9	52.9	52.9	52.9	66.1	66.1
116.8	39.7	39.7	39.7	39.7	39.7	52.9	52.9
100.4	26.5	26.5	26.5	26.5	39.7	39.7	39.7
84	13.2	13.2	26.5	26.5	26.5	26.5	39.7

(ft)

(USt) / 8 ft - ZY 854 -

(ft)	98	115	131	148	164	180	197
270.7	238.1						
265.1	224.9	238.1					
259.8	211.6	224.9	238.1				
248.7	185.2	198.4	224.9	238.1			
243.4	172	185.2	198.4	224.9	238.1		
237.9	158.7	185.2	198.4	211.6	224.9	238.1	
227	145.5	158.7	172	185.2	198.4	211.6	224.9
210.6	105.8	119.1	132.3	145.5	158.7	172	198.4
194.2	79.4	92.6	105.8	119.1	132.3	145.5	158.7
177.8	66.1	66.1	79.4	79.4	92.6	105.8	119.1
161.4	52.9	52.9	66.1	66.1	66.1	79.4	92.6
145	39.7	39.7	52.9	52.9	52.9	66.1	66.1
128.6	26.5	39.7	39.7	39.7	39.7	52.9	52.9
112.2	26.5	26.5	26.5	26.5	39.7	39.7	39.7
95.8	13.2	13.2	13.2	26.5	26.5	26.5	39.7

(ft)

Load curves

(ft)		49	56	66	72	82	89	98	101.7	105	115	117.6	121	131	133.4	138	148	149.3	154	164	165.1	171	180	181	ft
	27.6 USt / 13.8 USt																								
180	15.7 → 72.2	88.4 - 91.1	17.6	17.6	17.6	17.6	15.2	13.8	12.5	-	11.4	10	-	9.2	8.2	-	7.5	6.6	-	6.1	5.4	-	4.9	4.3	4.3	USt
	15.7 → 72.2	88.4 - 91.1	17.6	17.6	17.6	17.6	15.2	13.8	12.5	-	11.5	10.1	-	9.4	8.3	-	7.7	6.9	-	6.3	5.7	-	5.2	4.6	4.6	USt P+
164	15.1 → 62.3	91.7 - 94.3	22	22	20.8	18.6	15.9	14.4	13	-	11.9	10.5	-	9.6	8.5	-	7.8	6.9	-	6.3	5.6	5.5	USt			
	15.1 → 62.3	91.7 - 94.3	22	22	20.8	18.6	15.9	14.4	13	-	11.9	10.5	-	9.7	8.6	-	8	7.1	-	6.6	5.9	5.8	USt P+			
148	14.4 → 52.5	95.2 - 97.9	27.6	25.9	21.7	19.5	16.7	15.1	13.7	-	12.6	11.1	-	10.2	9	-	8.4	7.4	7.3	USt						
	14.4 → 52.6	95.2 - 97.9	27.6	25.9	21.7	19.5	16.7	15.1	13.7	-	12.6	11.1	-	10.3	9.2	-	8.5	7.6	7.5	USt P+						
131	13.5 → 52.5	97.9 - 100.8	27.6	26	22	19.8	17.1	15.6	13.8	-	13.1	11.6	-	10.8	9.6	9.4	USt									
	13.5 → 52.8	97.9 - 100.8	27.6	26	22	19.8	17.1	15.6	13.8	-	13.1	11.7	-	10.8	9.7	9.5	USt P+									
115	12.1 → 52.5	100.2 - 103.3	27.6	26	22.2	20.1	17.5	16	14.1	-	13.5	12.1	11.7	USt												
	12.1 → 52.9	100.2 - 103.3	27.6	26	22.2	20.1	17.5	16	14.1	-	13.5	12.1	11.7	USt P+												
98	10.2 → 52.5		27.6	26.1	22.3	20.3	17.7	16.2	14.4	13.8	USt															
	10.2 → 53		27.6	26.1	22.3	20.3	17.7	16.2	14.4	13.8	USt P+															

= - 0.65 USt max.

(ft)		49	56	66	72	82	89	98	101.7	105	115	117.6	121	131	133.4	138	148	149.3	154	164	165.1	171	180	181	197	ft
	13.8 USt																									
197	15.4 → 91.9	13.8	13.8	13.8	13.8	13.8	13.8	12.6	-	11.5	10.1	-	9.2	8.1	-	7.5	6.6	-	6.1	5.3	-	4.9	4.3	-	3.4	USt
	15.4 → 91.9	13.8	13.8	13.8	13.8	13.8	13.8	12.6	-	11.5	10.2	-	9.4	8.3	-	7.7	6.8	-	6.3	5.6	-	5.2	4.6	-	3.7	USt P+
180	15.7 → 88.6	13.8	13.8	13.8	13.8	13.8	13.8	12.2	-	11.3	10.1	-	9.4	8.4	-	7.8	7	-	6.5	5.9	-	5.4	4.9	4.9	USt	
	15.7 → 88.6	13.8	13.8	13.8	13.8	13.8	13.8	12.2	-	11.4	10.2	-	9.5	8.6	-	8	7.2	-	6.8	6.1	-	5.7	5.2	5.1	USt P+	
164	15.1 → 91.9	13.8	13.8	13.8	13.8	13.8	13.8	12.7	-	11.8	10.5	-	9.8	8.7	-	8.1	7.3	-	6.8	6.1	6.1	USt				
	15.1 → 91.9	13.8	13.8	13.8	13.8	13.8	13.8	12.7	-	11.8	10.6	-	9.9	8.9	-	8.3	7.5	-	7.1	6.4	6.3	USt P+				
148	14.4 → 93.5	13.8	13.8	13.8	13.8	13.8	13.8	13.1	-	12.2	11	-	10.3	9.3	-	8.7	8	7.8	USt							
	14.4 → 93.6	13.8	13.8	13.8	13.8	13.8	13.8	13.1	-	12.2	11.1	-	10.4	9.5	-	8.9	8.1	8	USt P+							
131	13.5 → 95.1	13.8	13.8	13.8	13.8	13.8	13.8	13.4	-	12.6	11.6	-	11	10.1	9.9	USt										
	13.5 → 95.8	13.8	13.8	13.8	13.8	13.8	13.8	13.4	-	12.6	11.6	-	11	10.2	10	USt P+										
115	12.1 → 96.8	13.8	13.8	13.8	13.8	13.8	13.8	13.7	-	13.2	12.5	12.3	USt													
	12.1 → 97.6	13.8	13.8	13.8	13.8	13.8	13.8	13.7	-	13.2	12.5	12.3	USt P+													
98	10.2 → 101.7	13.8	13.8	13.8	13.8	13.8	13.8	13.8	13.8	USt																
	10.2 → 101.7	13.8	13.8	13.8	13.8	13.8	13.8	13.8	13.8	USt P+																

Jib weight & counter-jib ballast

	(lb) (+/- 5%)			
		/		
			15,873 lb	(lb)
197 ft	24,251	14,771 / 9,480	5	79,366
180 ft	24,251	14,771 / 9,480	5	79,366
164 ft	22,928	14,771 / 8,157	5	79,366
148 ft	21,385	14,771 / 6,614	5	79,366
131 ft	19,180	9,700 / 9,480	5	79,366
115 ft	17,857	9,700 / 8,157	5	79,366
98 ft	16,314	9,700 / 6,614	5	79,366

CDJ - 15,873 lb

(in)

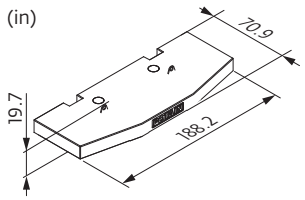

Luffing jib

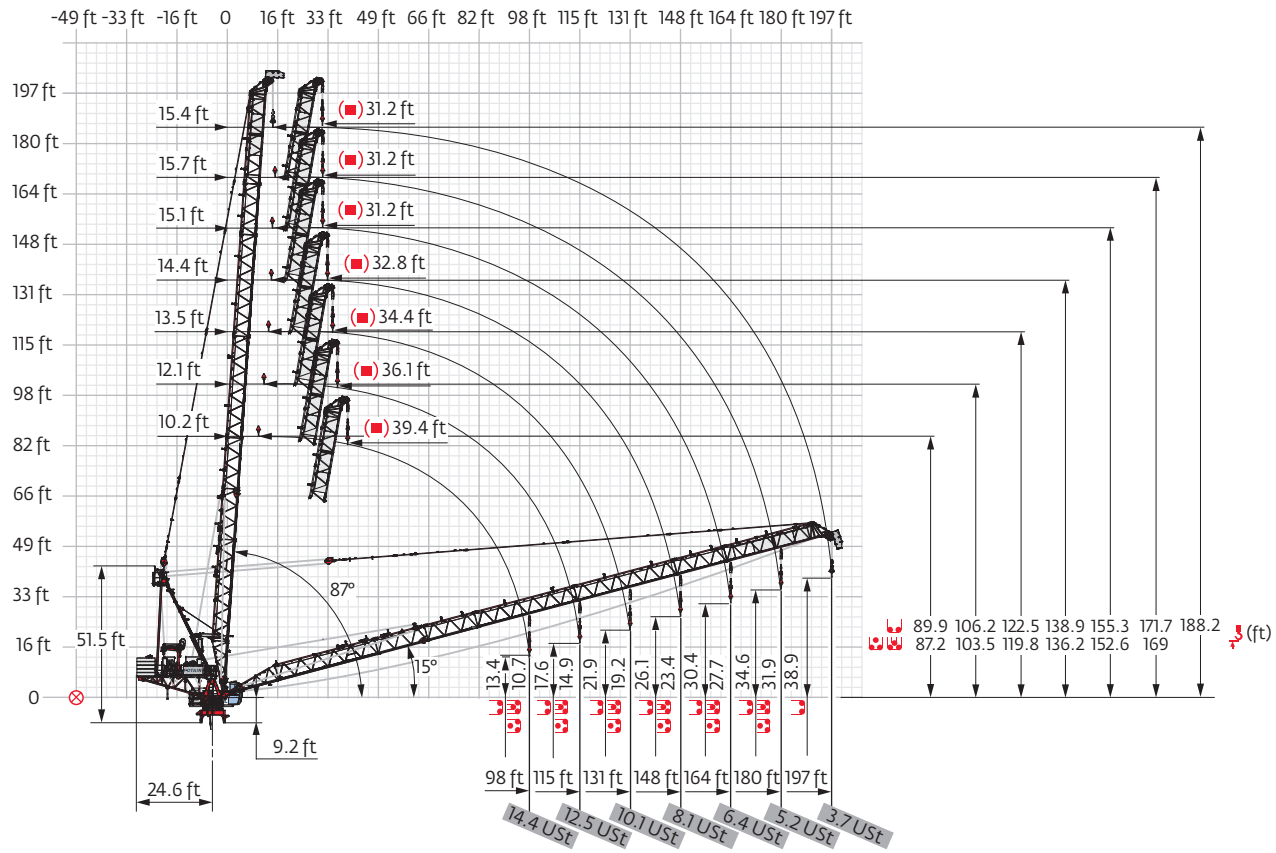

Dimensions and weight

Slewing crane part: 197 ft - - 132 HPL™

x 7

x 6

Slewing crane part		L (ft)	W (ft)	H (ft)	lb (+/- 5%)
Counter-jib	100 VVF	28.3	16.5	19.3	24,482
Strut		23.6	9	37.8	14,440
Cab	Ultra View	17.1	6.4	8.2	4,079
Towerhead	8 ft	10.3	10.6	10.5	23,810
		17.1	15.7	13.2	27,889
Jib section	①	19.3	7.2	6.1	3,086
	②	33.4	6.2	6.9	3,086
	⑤	33.4	6	6.6	2,866
	⑥	33.4	6	6.6	2,756
	⑦	31	6	6.6	3,086
	③	17	6	6.9	2,116
	④	17	6	6.6	1,521
		5.9	5.1	7.4	959
Jib nose inspection platform		4.7	2.5	6	187
Pulley block		4.1	1	4.4	342
		2.8	0.9	3.8	1,025
		5.3	1.8	5.6	1,135
		5.3	1.8	7.8	2,160

Hoisting winch (+ rope)	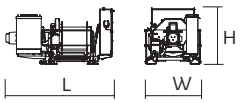	132 HPL™ 180 HPL ™GH	11.6 15	6.1 6.3	6.2 6.5	11,100 19,103
Luffing winch (+ rope)	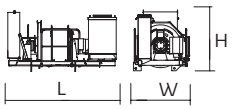	100 VVF	10.6	5.5	5.9	7,948
Crane tower			**L (ft)**	**W (ft)**	**H (ft)**	**lb** (+/- 5%)
T 851	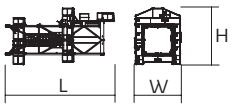	⍁8 ft	36.7	15.9	19	34,723
KRM 849B K 85/KR 84B2 KM 850.10B KM 850.14B	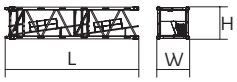	⍁8 ft	33.6 33.6 33.9 33.9	8.4 8.3 8.3 8.3	8.3 8.2 8.2 8.2	17,196 21,242 22,201 24,670
K 849A KMT 849A KR 849A KRMT 849A K 85/KR 84A2 KMT 850.10A KMT 850.14A	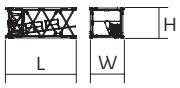	⍁8 ft	17.2 17.2 17.2 17.2 17.2 17.5 17.5	8.3 8.4 8.3 8.4 8.3 8.3 8.3	8.2 8.3 8.2 8.3 8.2 8.2 8.2	7,496 6,945 9,458 9,017 12,236 12,015 13,206
KRMT 849C KMT 850.10C	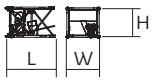	⍁8 ft	11.7 12	8.4 8.3	8.3 8.2	7,066 9,326
Fixing angles	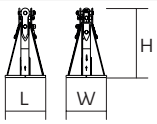	P 63A / P 800B P 854A	2.5 3	2.5 3	4.2 4.9	1,025 2,072
1/2 Cross girder	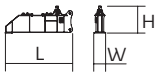	ZY 800 ZY 854	18.6 18.7	3.2 3.2	6.3 7.4	10,406 14,176
Cross girder	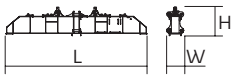	ZY 800 ZY 854	39.2 39	4.6 4.7	6.3 7.4	22,212 30,865

Mechanisms

480 V - 60 Hz													hp	kW	
	132 HPL™ 63	fpm	133	172	243	363	502	67	87	125	185	251	132	98	2,815 ft
		USt	13.8	10.4	6.9	3.4	1.1	27.6	20.7	13.8	6.9	2.9			
	180 HPL™ 63 GH	fpm	179	220	289	438	640	90	112	149	238	320	180	132	3,937 ft
		USt	13.8	10.4	6.9	3.4	0.9	27.6	20.7	13.8	6.9	3.3			
	100 VVF 50		2 min										100	75	
	RVF 172 Optima+	rpm	0 → 0.8										2 x 10	2 x 7.5	

IEC 60204-32	kVA
480 V (+6% -10%) 60 Hz	132 HPL™ + 100 VVF: 205 → 112 kVA 180 HPL™ + 100 VVF: 243 → 131 kVA

These mast combinations meet the EN 14439 and ASME B30.3-2016 specifications for "out of service" wind conditions, provided the illustrated wind speed matches required design wind speed for the location of the tower crane. The "out of service" design wind speed was determined in accordance with ASCE 7-10, Figure 26.5-1A. The wind velocity, used for this configuration was 98 mph (158 kph), which represents a nominal design 3-second wind gust at 33 ft (10 m) above ground for Exposure B category. A factor of 0.85 was applied to the 700-year ultimate design wind speed of 115 mph (185 kph), per ASCE 37-02, with the assumption that this crane is considered a temporary structure used during a construction period of 2 years or less.

- Standard equipment
- Options
- Potain Plus function: Plus load curves
- Hook heights with Plus load curves
- Reactions in service
- Reactions out of service
- Jib weight
- Total ballast weight
- Jib articulation axis
- Weathervaning position
- Lorry 44 ft
- Container High Cube 40 ft, and/or Flat Rack 20 ft
- Hoisting
- Luffing
- Slewing
- Travelling
- Required power
- Power Control Function: winch speeds adapted to the available power
- Consult us

This commercial document is not legally binding. For any technical information, please refer to the corresponding instructions.

© 2023 The Manitowoc Company, Inc.
www.manitowoc.com

Ref. 02D_ASCEUSt_MR329H25_2023_46-1