



TEREX®

MAXIM

1-877-MAX-LIFT

CTL 340-24 HD23

LUFFING JIB TOWER CRANE
















Specifications:

- ▶ Max jib length: 196.9 ft
- ▶ Capacity at max length: 8,818 lbs
- ▶ Max capacity: 52,911 lbs

WORKS FOR YOU.™

KEY

Zeichenerklärung · Légende · Leyenda · Legenda

	Hoisting · Heben · Levage · Elevación · Sollevamento
	Slewing · Schwenken · Orientation · Orientació · Rotazione
	Luffing · Ausleger-Einziehen · Relevage · Elevación de pluma · Brandeggio
	Travelling · Schienenfahren · Translation · Traslación · Traslazione
	Directive on noise level · Richtlinie für den Schall-Leistungspegel · Directive sur le niveau acoustique · Directiva sobre el nivel acustico · Direttiva sul livello acustico
	Consult us · Auf Anfrage · Nous consulter · Consultarnos · Consultateci
	Power requirements · Geforderte Stromstärke · Puissance totale nécessaire · Potencia necesaria · Potenza totale richiesta
	Power supply · Stromversorgung · Alimentation · Alimentación · Alimentazione
	In service · In Betrieb · En service · En servicio · In servizio
	Out of service · Außer Betrieb · Hors service · Fuera de servicio · Fuori servizio
H	Max. under hook height · Höchste Hakenhöhe · Hauteur maxi. sous crochet · Maxima altura bajo gancho · Altezza max. sotto gancio
	Jib · Ausleger · Flèche · Pluma · Braccio
	Without load, without ballast, max. jib and max. height · Ohne Last und Ballast, mit Maximalausleger und Maximalhöhe · A vide, sans lest, avec flèche et hauteur maximum · Sin carga, sin lastre, con pluma y altura máxima · A vuoto, senza zavorra, braccio max., altezza max.
	Counterweight · Gegengewicht · Lest de contre-flèche · Lastre de contra flecha · Zavorra controbraccio
C25	FEM 1004 Out of service wind condition · FEM 1004 Windverhältnisse im Außerbetriebszustand · FEM 1004 Conditions de vent hors service · FEM 1004 Condiciones de viento fuera de servicio · FEM 1004 Condizioni del vento in fuori servizio

CONTENTS

CTL 340-24 HD23

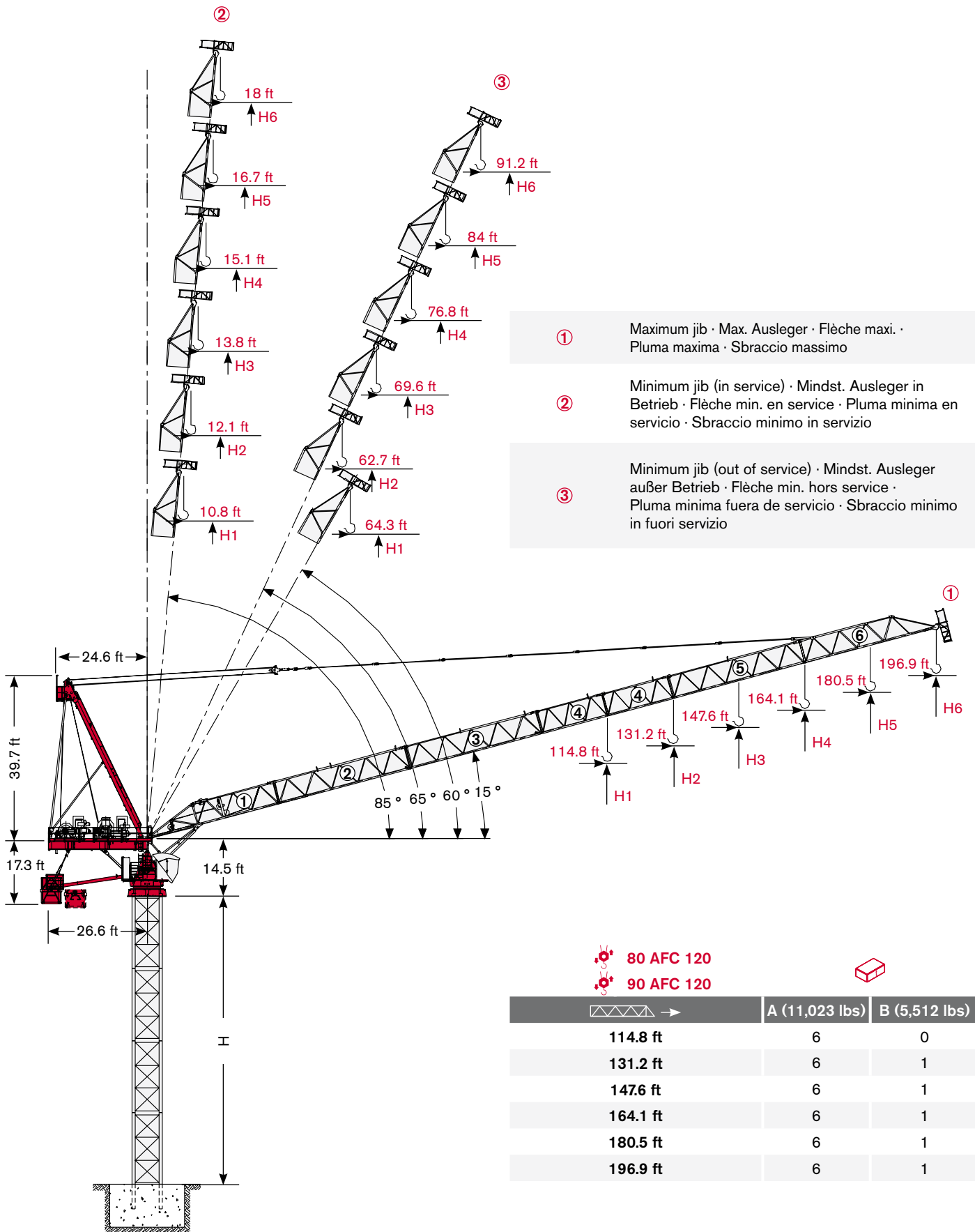
Inhalt · Contenu · Contenido · Indice

Page · Seite · Page · Pàgina · Pagina:










Load Diagram · Lastkurven · Courbes de charges · Curvas de cargas · Diagramma di portata	4
Tower · Turm · Tour · Torre · Torre	6
Other configurations · Aufstellmöglichkeiten · Autres Implantations Otras Implantaciones · Altre Installazioni	8
Mechanism · Antriebe · Mécanismes · Mecanismos · Meccanismi	9
Transportation · Transport · Transportation · Transportación · Trasporto	11



LOAD DIAGRAM

Lastkurven · Courbes de charges · Curvas de cargas · Diagramma di portata



Load Diagram · Lastkurven · Courbes de charges · Curvas de cargas · Diagramma di portata

			32.8 ft	49.2 ft	65.6 ft	82 ft	98.4 ft	114.8 ft	131.2 ft	147.6 ft	164.1 ft	180.5 ft	196.9 ft	
	26,455 lbs →	69.9 ft	lbs	26,455	26,455	26,455	22,443	18,563	15,763	13,691	12,059	10,759	9,700	8,818
	26,455 lbs →	80.1 ft	lbs	26,455	26,455	26,455	25,838	21,385	18,188	15,807	13,933	12,456	11,244	
	39,683 lbs →	53.5 ft	lbs	39,683	39,683	32,121	25,419	20,944	17,769	15,366	13,492	12,015	10,803	
	26,455 lbs →	89.9 ft	lbs	26,455	26,455	26,455	26,455	24,119	20,547	17,857	15,763	14,110		
	39,683 lbs →	59.4 ft	lbs	39,683	39,683	35,847	28,307	23,281	19,687	16,998	14,903	13,228 *		
	52,911 lbs →	44.9 ft	lbs	52,911	48,414	35,847	28,307	23,281	19,687	16,998	14,903	13,228		
	26,455 lbs →	96.5 ft	lbs	26,455	26,455	26,455	26,455	25,926	22,090	19,202	16,976			
	39,683 lbs →	63.7 ft	lbs	39,683	39,683	38,515	30,446	25,067	21,208	18,320	16,094 *			
	52,911 lbs →	48.2 ft	lbs	52,911	51,985	38,515	30,446	25,067	21,208	18,320	16,094			
	26,455 lbs →	101.4 ft	lbs	26,455	26,455	26,455	26,455	26,455	23,303	20,283				
	39,683 lbs →	66.9 ft	lbs	39,683	39,683	39,683	32,143	26,478	22,421	19,401 *				
	52,911 lbs →	50.9 ft	lbs	52,911	52,911	40,653	32,143	26,478	22,421	19,401				
	26,455 lbs →	101.7 ft	lbs	26,455	26,455	26,455	26,455	26,455	23,810					
	39,683 lbs →	68.2 ft	lbs	39,683	39,683	39,683	32,827	27,051	22,928 *					
	52,911 lbs →	51.8 ft	lbs	52,911	52,911	41,513	32,827	27,051	22,928					

* = + 441 lbs [ -  164.1 ft - 147.6 ft - 131.2 ft - 114.8 ft]

Jib and Tower Height Configurations · Ausleger- und Turmkonfigurationen · Configurations de la flèche et du mât · Configuraciones de pluma y torre · Configurazioni torre e braccio

	
114.8 ft	1 + 2 + 4 + 6
131.2 ft	1 + 2 + 3 + 6
147.6 ft	1 + 2 + 3 + 4 + 6
164.1 ft	1 + 2 + 3 + 5 + 6
180.5 ft	1 + 2 + 3 + 4 + 5 + 6
196.9 ft	1 + 2 + 3 + 4 + 4 + 5 + 6


	H		
	①	②	③
H1	H + 33.8 ft	H + 114.5 ft	H + 99.1 ft
H2	H + 38.4 ft	H + 131.6 ft	H + 119.4 ft
H3	H + 42.7 ft	H + 148.6 ft	H + 134.8 ft
H4	H + 47.2 ft	H + 165.4 ft	H + 149.9 ft
H5	H + 51.5 ft	H + 182.4 ft	H + 165.4 ft
H6	H + 55.8 ft	H + 199.2 ft	H + 180.8 ft

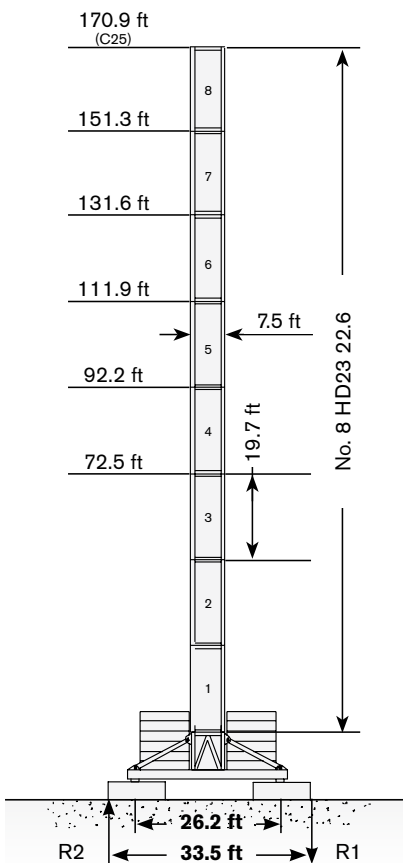
TOWER

Turn · Tour · Torre · Torre

Standard Configurations · Standardkonfiguration · Standard Implantations · Implantaciones Standard · Installazioni Standard


Tower: HD23 & Basement: FP1

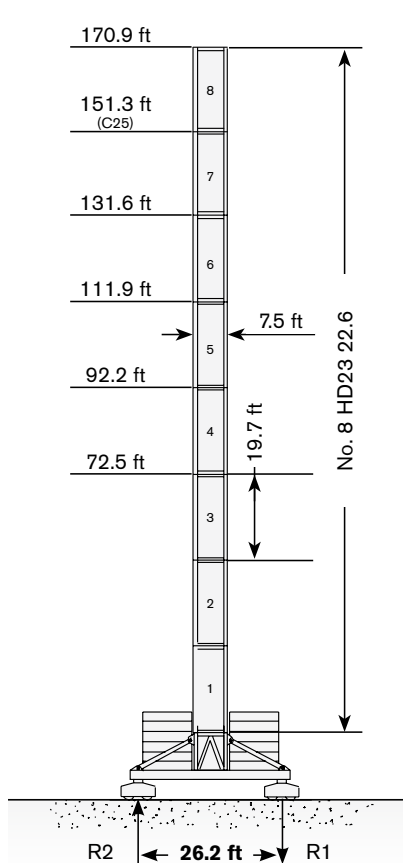
	●	◊
R1	-1360 kN	-1820 kN
R2	0 kN	0 kN
	1050 kN	



→	max. H (ft)	
	FEM 1004 C25	FEM 1001
98.4 ft	170.9	170.9
114.8 ft	151.3	151.3
131.2 ft	151.3	151.3
147.6 ft	151.3	151.3
164.1 ft	131.6	131.6
180.5 ft	131.6	131.6


Tower: HD23 & Basement: T1

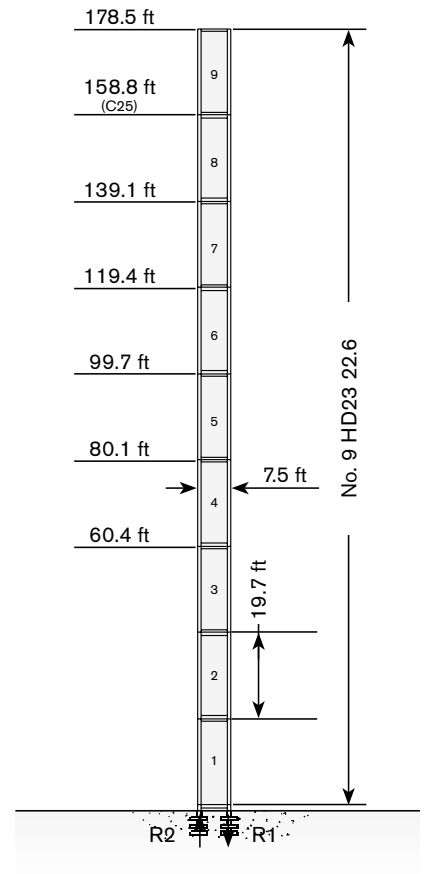
	●	◊
R1	-1360 kN	-1820 kN
R2	0 kN	0 kN
	1050 kN	



→	max. H (ft)	
	FEM 1004 C25	FEM 1001
98.4 ft	151.3	170.9
114.8 ft	151.3	151.3
131.2 ft	151.3	151.3
147.6 ft	131.6	151.3
164.1 ft	131.6	131.6
180.5 ft	-	131.6

Tower: HD23 & Basement: R2

	●	◊
R1	-2600 kN	-4080 kN
R2	1850 kN	3480 kN
	900 kN	




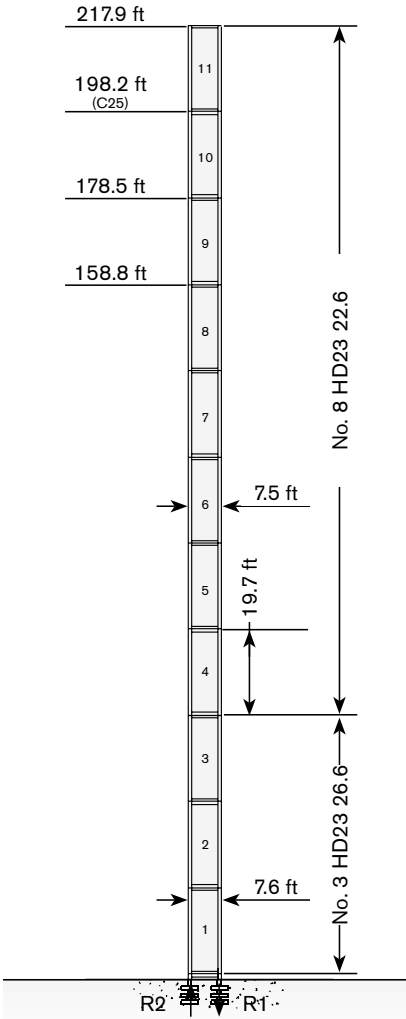
→	max. H (ft)	
	FEM 1004 C25	FEM 1001
98.4 ft	158.8	178.5
114.8 ft	158.8	158.8
131.2 ft	158.8	158.8
147.6 ft	139.1	158.8
164.1 ft	139.1	139.1
180.5 ft	139.1	139.1


Tower height · Turmhohe · Hauteur mat · Altura torre · Altezza torre

CTL 340-24 HD23


Tower: HD23 & Basement: R3

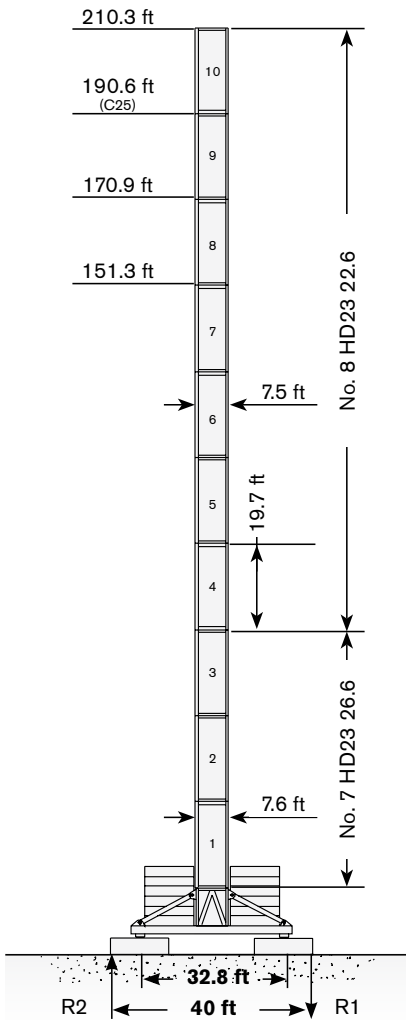
	●	◊
R1	-3000 kN	-5100 kN
R2	2180 kN	4400 kN
	1050 kN	




→	max. H (ft)	
	FEM 1004 C25	FEM 1001
		
98.4 ft	198.2	217.9
114.8 ft	198.2	198.2
131.2 ft	178.5	198.2
147.6 ft	-	198.2
164.1 ft	-	178.5
180.5 ft	-	178.5


Tower: HD23 & Basement: FP3

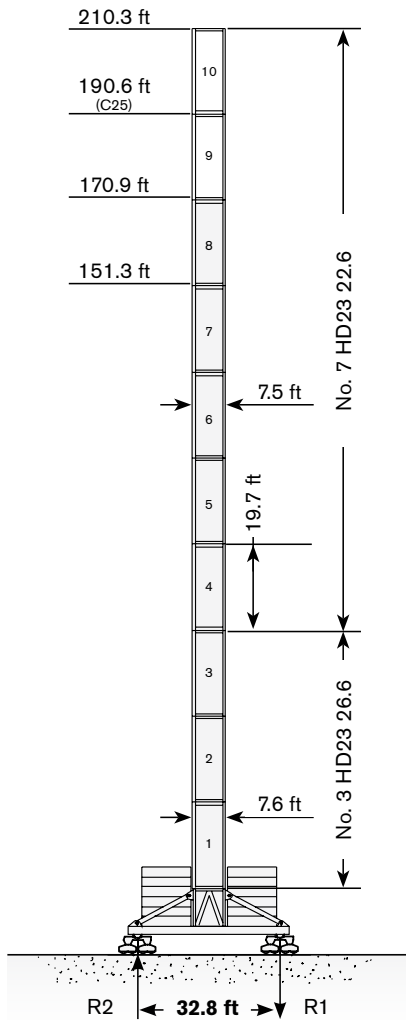
	●	◊
R1	-1380 kN	-2014 kN
R2	0 kN	0 kN
	1300 kN	




→	max. H (ft)	
	FEM 1004 C25	FEM 1001
		
98.4 ft	190.6	210.3
114.8 ft	190.6	190.6
131.2 ft	190.6	190.6
147.6 ft	190.6	190.6
164.1 ft	170.9	170.9
180.5 ft	151.3	170.9

Tower: HD23 & Basement: T3

	●	◊
R1	-1380 kN	-1890 kN
R2	0 kN	0 kN
	1300 kN	



→	max. H (ft)	
	FEM 1004 C25	FEM 1001
		
98.4 ft	190.6	210.3
114.8 ft	190.6	190.6
131.2 ft	190.6	190.6
147.6 ft	170.9	190.6
164.1 ft	170.9	170.9
180.5 ft	151.3	170.9

Different heights and tower combinations are available; please consult us • Andere Höhen und Turmkombinationen auf Anfrage • Différentes hauteurs et combinaisons de tour sont disponibles; nous consulter • Hay diferentes alturas y combinaciones de torre disponibles. Consultémos • Altezze diverse e combinazioni di torre sono disponibili; consultateci

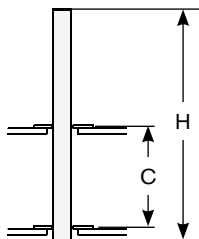
WORKS FOR YOU.™

TOWER

Turn · Tour · Torre · Torre

Other configurations · Aufstellmöglichkeiten · Autres Implantations · Otras Implantaciones · Altre Installazioni

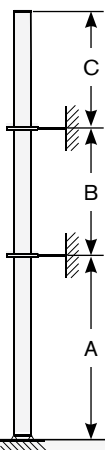
Bottom climbing crane · Kletterkran im Gebäude · Télescopage sur dalles · Telescopage grúa trepadora · Gru climbing



Tower: HD23-22 CL1

	C	H
114.8 ft	42.7 ft	157.5 ft
	45.9 ft	177.2 ft
	52.5 ft	177.2 ft
131.2 ft	42.7 ft	137.8 ft
	45.9 ft	157.5 ft
	52.5 ft	157.5 ft
147.6 ft	42.7 ft	137.8 ft
	45.9 ft	157.5 ft
	52.5 ft	157.5 ft
164.1 ft	42.7 ft	137.8 ft
	45.9 ft	157.5 ft
	52.5 ft	157.5 ft
180.5 ft	42.7 ft	118.1 ft
	45.9 ft	137.8 ft
	52.5 ft	137.8 ft
196.9 ft	42.7 ft	118.1 ft
	45.9 ft	137.8 ft
	52.5 ft	137.8 ft

Crane tied to the structure · Geankerter Kran · Grue ancrée · Grúa anclada · Gru ancorata



Tower: HD23-22






	A min/max	B min/max	C max
114.8 ft	118.1 ft/157.5 ft	78.7 ft/98.4 ft	98.4 ft
131.2 ft	98.4 ft/137.8 ft	78.7 ft/98.4 ft	98.4 ft
147.6 ft	98.4 ft/137.8 ft	78.7 ft/98.4 ft	98.4 ft
164.1 ft	98.4 ft/137.8 ft	78.7 ft/98.4 ft	91.9 ft
180.5 ft	98.4 ft/118.1 ft	78.7 ft/98.4 ft	85.3 ft
196.9 ft	98.4 ft/118.1 ft	78.7 ft/98.4 ft	85.3 ft

MECHANISMS

CTL 340-24 HD23










Antriebe · Mécanismes · Mecanismos · Meccanismi

Power supply · Stromversorgung · Alimentation · Suministro eléctrico · Alimentazione

				
	90 AFC 120 - LFC 67	233 kVA*	400V - 50Hz / 460V - 60Hz	2000/14/CE modificata
	80 AFC 120 - LFC 67	222 kVA*	400V - 50Hz / 460V - 60Hz	2000/14/CE modificata

* Crane without travelling equipment · Krane ohne Schienenfahren · Grue sans translation · Grúa sin traslación · Gru senza traslazione

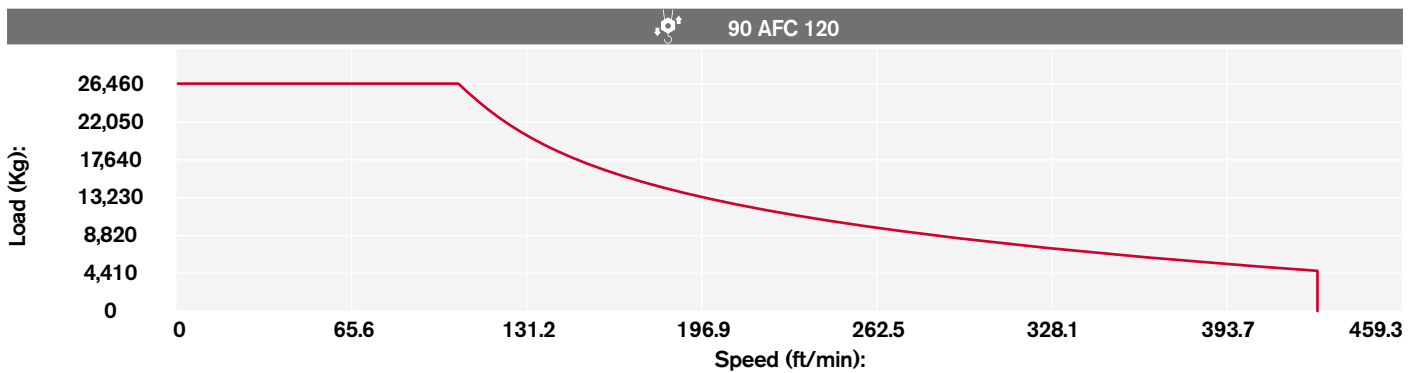
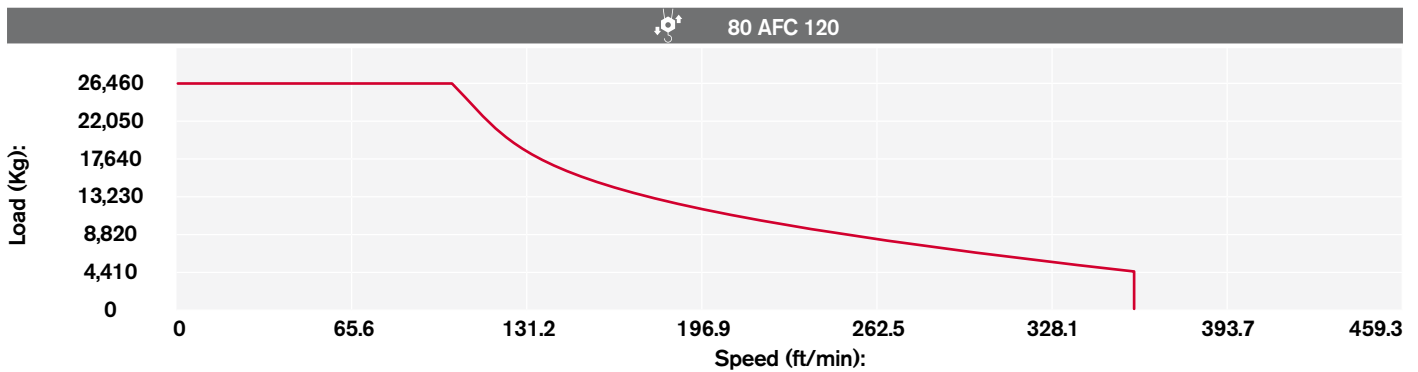
Hoisting · Heben · Levage · Elevación · Sollevamento

			lbs	ft/min	kW				
	80 AFC 120 R00 80 AFC 120 R01 (vector)		26,455	0 → 101.7	80	2.099.8 ft			
			19,842	0 → 124.7					
			13,228	0 → 170.6					
			6,614	0 → 305.1					
			4,409	0 → 357.6					
			39,683	0 → 67.9					
			29,762	0 → 83					
			19,842	0 → 113.9					
			9,921	0 → 203.4					
			6,614	0 → 238.5					
	90 AFC 120 R00 90 AFC 120 R01 (vector)		52,911	0 → 50.9	90		3.379.4 ft		
			39,683	0 → 62.3					
			26,455	0 → 85.3					
			13,228	0 → 152.6					
			8,818	0 → 178.8					
				26,455				0 → 105	90
				19,842				0 → 134.5	
				13,228				0 → 190.3	
				6,614				0 → 337.9	
				4,630				0 → 426.5	
	39,683		0 → 69.9						
	29,762		0 → 88.6						
	19,842		0 → 128						
	9,921		0 → 226.4						
	6,945		0 → 285.4						
	52,911		0 → 52.5						
	39,683		0 → 65.6						
	26,455		0 → 95.1						
	13,228		0 → 167.3						
	9,259		0 → 213.3						

MECHANISMS

Antriebe · Mécanismes · Mecanismos · Meccanismi

Hoisting Speed · Heben Geschwindigkeit · Vitesse de Levage ·
Velocidad de Elevación · Velocità' di Sollevamento



Additional Specifications · Weitere Leistungsdaten ·
Spécifications additionnelles · Otras prestaciones · Altre movimentazioni

	LFC 67 (vector)	1.9 min	67 kW
	SCC 2 2 112L	0 → 0.75 r.p.m.	2 x 11 ft·lb
	TSR 2RG 4M8	39.4 → 78.7 ft/min	4 x 59 ft·lb
	TSR 4RG 4M8	45.9 → 91.9 ft/min	4 x 59 ft·lb
	i		

Tower height max.








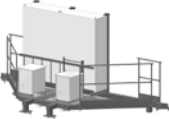




		T1	T3
	TSR 2RG 4M8	170.9 ft	170.9 ft
	TSR 4RG 4M8	170.9 ft	210.3 ft

TRANSPORTATION

CTL 340-24 HD23

Transport · Transport · Conducción · Trasporto

Packing list

CTL 340-24 HD23	DESCRIPTION · BESCHREIBUNG · DESCRIPTION · DESCRIPCIÓN · DESCRIZIONE	LENGTH · LÄNGE · LONGUEUR · LONGITUD · LUNGHEZZA	WIDTH · BREITE · LARGEUR · ANCHURA · LARGHEZZA	HEIGHT · HÖHE · HAUTEUR · ALTURA · ALTEZZA	QUANTITY · MENGE · QUANTITÉ · CANTIDAD · QUANTITÀ	WEIGHT · GEWICHT · POIDS · PESO · PESO
	8x8 m UNDERCARRIAGE STRUT MOUNTING TOWER SECTION	9.5 ft	9.5 ft	9.5 ft	1	20,176 lbs
	8x8 m UNDERCARRIAGE STRUT	14.1 ft	1 ft	7.4 ft	4	4,013 lbs
	8x8 m UNDERCARRIAGE INTERNAL BEAM	13.1 ft	0.5 ft	1.1 ft	4	463 lbs
	8x8 m UNDERCARRIAGE EXTERNAL BEAM	16.496ft	1 ft	1.1 ft	4	1,380 lbs
	10x10 m UNDERCARRIAGE STRUT MOUNTING TOWER SECTION	9.800ft	9.8 ft	10.2 ft	1	23,042 lbs
	10x10 m LEFT + RIGHT UNDERCARRIAGE STRUT	18.7 ft	8.5 ft	2.3 ft	2 left + 2 right	8,434 lbs
	CROSSBEAM FOR TRAVELLING 10x10 m UNDERCARRIAGE	23 ft	7.2 ft	1.3 ft	2	4,476 lbs
	10x10 m UNDERCARRIAGE ELECTRICAL BOX SUPPORT PLATFORM FOR TVF 4RT 4M9 TRAVELLING DRIVE UNIT	18.7 ft	7.2 ft	7.9 ft	1	2,867 lbs
	10x10 m UNDERCARRIAGE ELECTRICAL BOX SUPPORT PLATFORM FOR TSR 4RG 4M8 TRAVELLING DRIVE UNIT	18.4 ft	6.9 ft	12.1 ft	1	1,422 lbs
	TOWER SECTION HD23 26.6	19.7 ft	8 ft	7.6 ft	1	14,273 lbs*
	TOWER SECTION HD23 22.6	19.7 ft	7.5 ft	7.5 ft	1	10,635 lbs*
	TOWER SECTION HD23 22.3	9.8 ft	7.5 ft	7.5 ft	1	5,623 lbs*

* inclusive of ladders, platforms and assembly equipment

TRANSPORTATION

Transport · Transport · Conducción · Trasporto

CTL 340-24 HD23	DESCRIPTION · BESCHREIBUNG · DESCRIPTION · DESCRIPCIÓN · DESCRIZIONE	LENGTH · LÄNGE · LONGUEUR · LONGITUD · LUNGHEZZA	WIDTH · BREITE · LARGEUR · ANCHURA · LARGHEZZA	HEIGHT · HÖHE · HAUTEUR · ALTURA · ALTEZZA	QUANTITY · MENGE · QUANTITÉ · CANTIDAD · QUANTITÀ	WEIGHT · GEWICHT · POIDS · PESO · PESO
	SLEWING RING SUPPORT	9.7 ft	7.5 ft	11.7 ft	1	23,067 lbs
	CAB SUPPORT PLATFORM "LX"	14.9 ft	5.8 ft	8.1 ft	1	3,285 lbs
	LEVERAGE-A	18.1 ft	6.1 ft	2.4 ft	1	1,985 lbs
	LEVERAGE FRAME RETAINER-A	5.9 ft	4.6 ft	0.5 ft	1	291 lbs
	FORKED MOBILE BALLAST BASKET LEVERAGE-B	24.4 ft	7.7 ft	1.2 ft	1	1,488 lbs
	MOBILE BALLAST BASKET	5.5 ft	8.3 ft	6.6 ft	1	2,013 lbs
	COUNTERJIB (frame retainer, platforms included without winches)	25.9 ft	12.4 ft	12.9 ft	1	16,945 lbs
	LUFFING WINCH 67 Kw (rope included)	9.4 ft	6.6 ft	6.4 ft	1	8,600 lbs
	HOIST WINCH 80AFC 120 R00-R01 (VECTOR) (rope included)	9.7 ft	9.6 ft	8.7 ft	1	R0: 12,209 lbs R02: 12,961 lbs
	HOIST WINCH AFC120 90 Kw R00 (rope included)	9.3 ft	7.4 ft	6.5 ft	1	13,451 lbs
	HOIST WINCH AFC120 90 Kw R01 (rope included)	9.3 ft	7.4 ft	6.5 ft	1	14,310 lbs
	A-FRAME UNIT				1	10,518 lbs
	JIB SECTION - 1	34.7 ft	6.4 ft	7.2 ft	1	5,881 lbs
	JIB SECTION - 2	34.6 ft	6.3 ft	6 ft	1	2,683 lbs

CTL 340-24 HD23

CTL 340-24 HD23	Description	Length	Width	Height	Quantity	Weight
	JIB SECTION - 3	34.6 ft	6.3 ft	6 ft	1	2,648 lbs
	JIB SECTION - 4	17.6 ft	6.3 ft	6 ft	1	1,270 lbs
	JIB SECTION - 5	34.6 ft	6.3 ft	6 ft	1	2,183 lbs
	JIB SECTION - 6	34.8 ft	6.3	6.4 ft	1	3,155 lbs
	2-PART LINE HOIST BLOCK	4.3 ft	1.7 ft	3.6 ft	1	1,398 lbs
	4-PART LINE HOIST BLOCK	1.9 ft	0.9 ft	3.3 ft	1	759 lbs

WORKS FOR YOU.™

www.terexcranes.com

Effective Date: June 2010.

Product specifications and prices are subject to change without notice or obligation. The photographs and/or drawings in this document are for illustrative purposes only. Refer to the appropriate Operator's Manual for instructions on the proper use of this equipment. Failure to follow the appropriate Operator's Manual when using our equipment or to otherwise act irresponsibly may result in serious injury or death. The only warranty applicable to our equipment is the standard written warranty applicable to the particular product and sale and Terex makes no other warranty, express or implied. Products and services listed may be trademarks, service marks or trade-names of Terex Corporation and/or its subsidiaries in the USA and other countries. All rights are reserved. Terex® is a registered trademark of Terex Corporation in the USA and many other countries.

Gültig ab: Juni 2010.

Produktbeschreibungen und Preise können jederzeit und ohne Verpflichtung zur Ankündigung geändert werden. Die in diesem Dokument enthaltenen Fotos und/oder Zeichnungen dienen rein anschaulichen Zwecken. Anweisungen zur ordnungsgemäßen Verwendung dieser Ausrüstung entnehmen Sie bitte dem zugehörigen Betriebshandbuch. Nichtbefolgung des Betriebshandbuchs bei der Verwendung unserer Produkte oder anderweitig fahrlässiges Verhalten kann zu schwerwiegenden Verletzungen oder Tod führen. Für dieses Produkt wird ausschließlich die entsprechende, schriftlich niedergelegte Standardgarantie gewährt. Terex leistet keinerlei darüber hinaus gehende Garantie, weder ausdrücklich noch stillschweigend. Die Bezeichnungen der aufgeführten Produkte und Leistungen sind gegebenenfalls Marken, Servicemarken oder Handelsnamen der Terex Corporation und/oder ihrer Tochtergesellschaften in den USA und anderen Ländern. Alle Rechte vorbehalten. „TEREX“ ist eine eingetragene Marke der Terex Corporation in den USA und vielen anderen Ländern.

Date d'effet : Juin 2010.

Les spécifications et prix des produits sont sujets à modification sans avis ou obligation. Les photographies et/ou dessins contenus dans ce document sont uniquement pour illustration. Veuillez vous référer à la notice d'utilisation appropriée pour les instructions quant à l'utilisation correcte de cet équipement. Tout manquement au suivi de la notice d'utilisation appropriée lors de l'utilisation de notre équipement ou tout acte autrement irresponsable peut résulter en blessure corporelle sérieuse ou mortelle. La seule garantie applicable à notre équipement est la garantie standard écrite applicable à un produit et à une vente spécifique. Terex n'offre aucune autre garantie, expresse ou explicite. Les produits et services proposés peuvent être des marques de fabrique, des marques de service ou des appellations commerciales de Terex Corporation et/ou ses filiales aux Etats Unis et dans les autres pays, et tous les droits sont réservés. «TEREX» est une marque déposée de Terex Corporation aux Etats Unis et dans de nombreux autres pays.

Fecha efectiva: Junio 2010.

Los precios y las especificaciones de productos pueden sufrir cambios sin aviso previo u obligación. Las fotografías o dibujos de este documento tienen un fin meramente ilustrativo. Consulte el manual de instrucciones del operador correspondiente para más información sobre el uso correcto de este equipo. El hecho de no respetar el manual del operador correspondiente al utilizar el equipo o actuar de forma irresponsable puede suponer lesiones graves o fatales. La única garantía aplicable a nuestro equipo es la garantía escrita estándar correspondiente a cada producto y venta, y TEREX no amplía dicha garantía de forma expresa o implícita. Los productos y servicios mencionados pueden ser marcas registradas, marcas de servicio o nombres de marca de TEREX Corporation o de sus filiales en Estados Unidos de América y otros países, y se reservan todos los derechos. „TEREX“ es una marca comercial registrada de Terex Corporation en Estados Unidos de América y muchos otros países.

Data di inizio validità: Giugno 2010.

Ci riserviamo il diritto di modificare le specifiche e i prezzi dei prodotti in ogni momento e senza preavviso. Le fotografie e/o i disegni contenuti in questo documento sono destinati unicamente a scopi illustrativi. Consultare le istruzioni sull'uso corretto di questo macchinario, contenute nell'opportuno Manuale dell'operatore. L'inottemperanza delle istruzioni contenute nel Manuale dell'operatore del macchinario e altri comportamenti irresponsabili possono provocare gravi lesioni, anche mortali. L'unica garanzia applicabile ai nostri macchinari è la garanzia scritta standard applicabile al particolare prodotto e alla particolare vendita; Terex è esonerata dal fornire qualsiasi altra garanzia, esplicita o implicita. I prodotti e servizi elencati possono essere dei marchi di fabbrica, marchi di servizio o nomi commerciali di TEREX Corporation e/o società affiliate negli Stati Uniti d'America e altre nazioni e tutti i diritti sono riservati. „TEREX“ è un marchio registrato di Terex Corporation negli USA e molti altri Paesi.

Copyright 2010 Terex Corporation

Terex Cranes, Global Marketing, Dinglerstraße 24, 66482 Zweibrücken, Germany
Tel. +49 (0) 6332 830, Email: info.cranes@terex.com, www.terexcranes.com

Brochure Reference: TC-DS-IMP-E/F/G/I/S-CTL340-24 HD23-06/10



WORKS FOR YOU.™