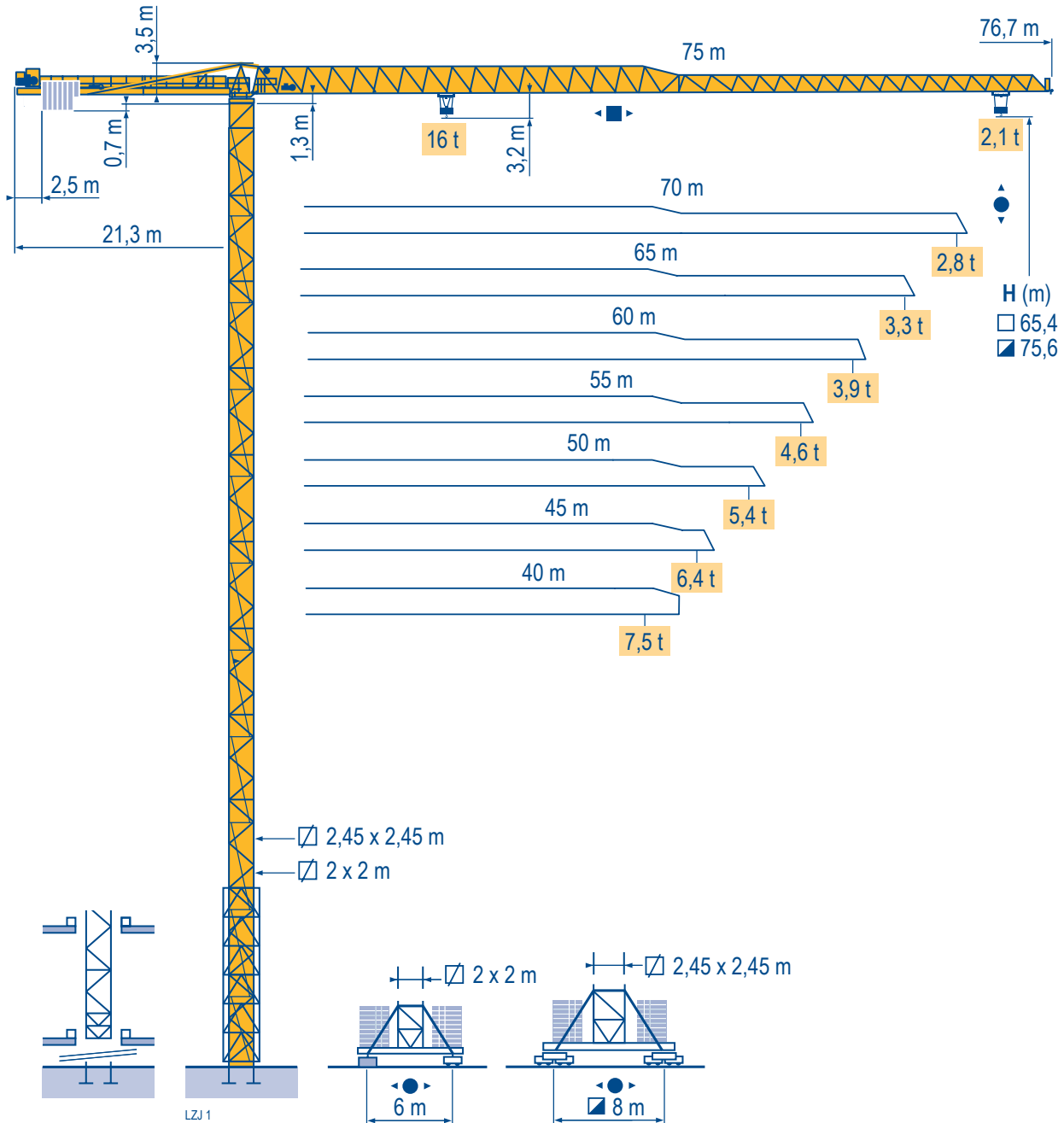


MDT 302 L16

maximcrane.com

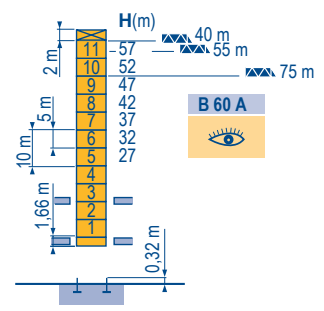
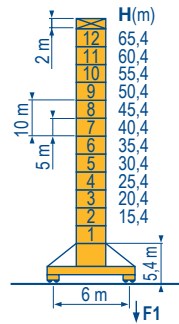
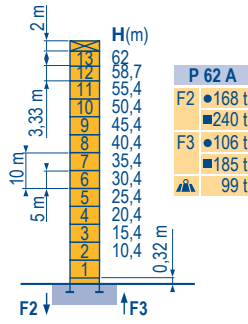


Topless

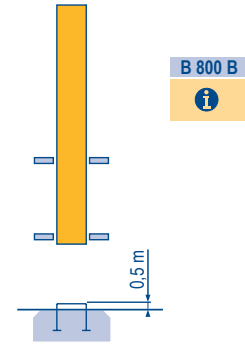
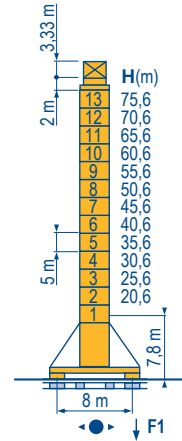
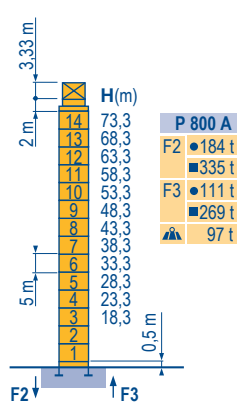
CE FEM 1.001-A3

Mat / Réactions \square 2 m
 Maste / Eckdrücke 40 m \Rightarrow 75 m
 Masts / Reactions
 Mástil / Reacciones
 Torre / Reazioni
 Tramo / Reações

L2.2



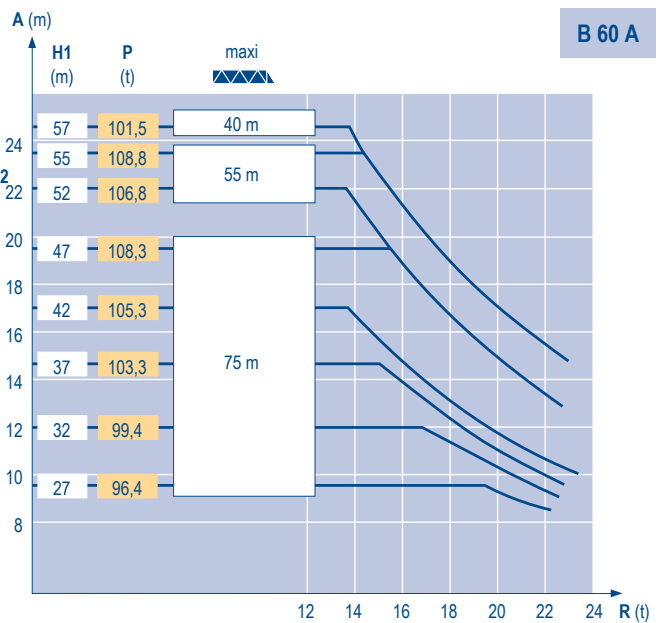
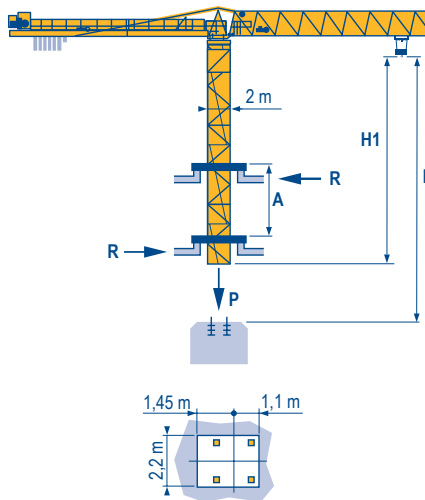
\square 2,45 m
 40 m \Rightarrow 75 m



maximcrane.com

Télescopage sur dalles
 Kletterkrane im Gebäude
 Climbing crane
 Telescopage gruas trepadoras
 Gru in cavedio
 Telescopagem sobre lajes

L2.1



Topless
 MDT 302 L16

POTAIN

F	D	GB	E	I	P
● Réactions en service	● Reaktionskräfte in Betrieb	● Reactions in service	● Reacciones en servicio	● Reazioni in servizio	● Reações em serviço
■ Réactions hors service	■ Reaktionskräfte außer Betrieb	■ Reactions out of service	■ Reacciones fuera de servicio	■ Reazioni fuori servizio	■ Reações fora de serviço
A vide sans lest (ni train de transport) avec flèche et hauteur maximum.	Ohne Last, Ballast (or Transportachse), mit Maximalausleger und Maximalhöhe.	Without load, ballast (or transport axes), with maximum jib and maximum height.	Sin carga, sin lastre, (ni tren de transporte), flecha y altura máxima.	A vuoto, senza zavorra (ne assali di trasporto) con braccio massimo e altezza massima.	Sem carga (nem trem de transporte)- sem lastro com lança e altura máximas.
Nous consulter	Auf Anfrage	Consult us	Consultarnos	Consultateci	Consultar-nos

Courbes de charges

Lastkurven

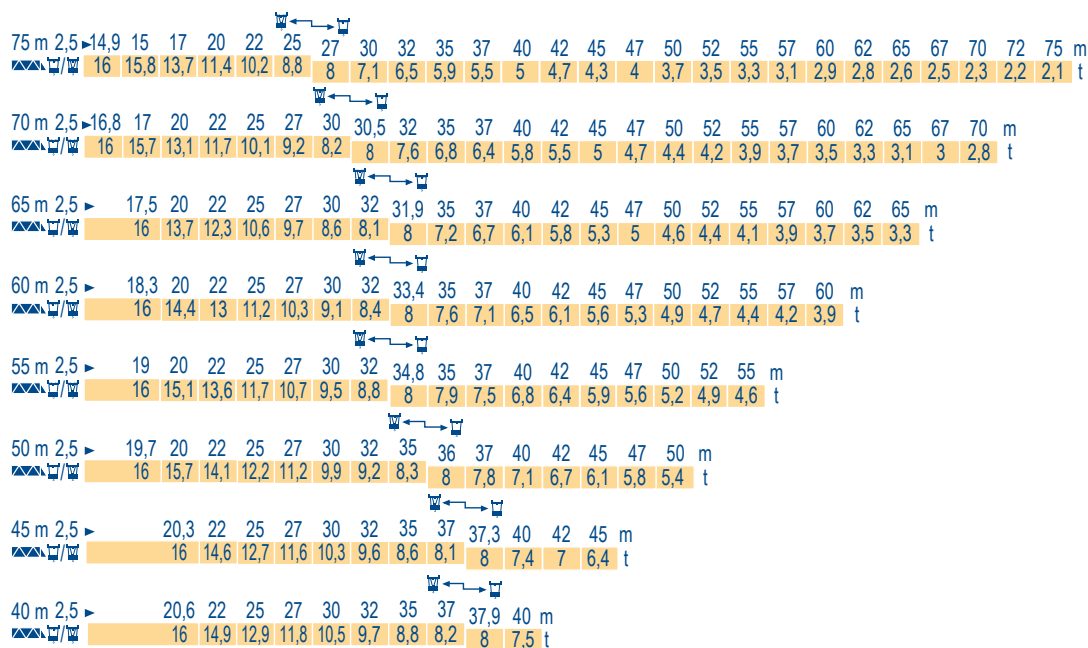
Load diagrams

Curvas de cargas

Curve di carico

Curva de cargas

LZJ 1



maximcrane.com

Lest de contre-flèche

Gegenauslegerballast

Counter-jib ballast

Lastre de contra flecha

Contrappeso

Lastros da contra lança

LZJ 1

	3 150 kg - 2 100 kg		
		75 LVF 40	66 S 4,0 L 880
▲/▼/▫/▫	▲/▼/▫/▫	▲ (kg)	▲ (kg)
75 m	21,3 m	22 050	21 000
70 m	21,3 m	21 000	18 900
65 m	21,3 m	22 050	19 950
60 m	21,3 m	18 900	17 850
55 m	21,3 m	18 900	17 850
50 m	21,3 m	16 800	15 750
45 m	21,3 m	15 750	13 650
40 m	21,3 m	13 650	11 550

Lest de base - Grundballast

Base ballast - Lastre de base

Zavorra di base - Lastros da base

LZJ 1

▣ 2 m	V 60 A ◀▶	H (m)	65,4	60,4	55,4	50,4	45,4	40,4	35,4	30,4	25,4	20,4	15,4	
			▲ (t)	84	60	60	60	60	60	60	60	60	60	
▣ 2,45 m	Y 800 A ◀▶	H (m)	75,6	70,6	65,6	60,6	55,6	50,6	45,6	40,6	35,6	30,6	25,6	20,6
			▲ (t)	156	120	84	60	60	60	60	60	60	60	60

Topless









MDT 302 L16

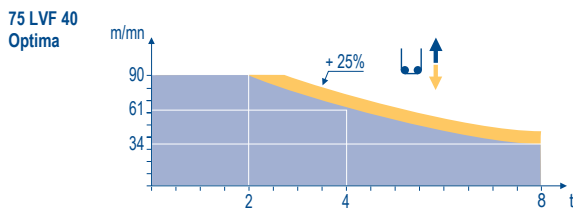


	F	D	GB	E	I	P
A	Distance entre cadres	Abstand zwischen den Rahmen	Distance between collars	Distancia entra marcos	Distanza fra i telai	Distância entre quadros
H1	Hauteur grue	Kranhöhe	Crane height	Altura grúa	Altezza gru	Altura da grua
P	Poids de la grue(en service)	Krangewicht (in Betrieb)	Crane weight (in service)	Peso de la grúa (en servicio)	Peso della gru (in servizio)	Peso da grua (em serviço)
R	Réaction horizontale	Horizontalkräfte	Horizontal reaction	Reaccion horizontal	Reazione orizzontale	Reacção horizontal
	Voir télescopage sur dalles	Siehe Kletterkrane im Gebäude	See climbing crane	Veja grua trepadora	Consultare gru in cavedio	Ver telescopagem sobre lages

Mécanismes
Antriebe
Mechanisms
Mecanismos
Meccanismi
Mecanismos

LZJ 2

		Lifting						Slewing						ch - PS hp	kW					
	75 LVF40 Optima	m/min	2,6	11	34	44	61	90	1,3	5,6	17	22	31	45	75	55	610 m			
		t	8	8	8	6	4	2	16	16	16	12	8	4						
	6 DVF 4	m/min	0 → 42 (16 t) - 0 → 84 (8 t) - 0 → 100 (4 t)												5,5	4				
	RVF 163 Optima +	tr/min U/min rpm	0 → 0,7												3 x 7,5	3 x 5,5				
	RT 544 A1 2V R ≥ 13 m	m/min	13,5 - 27												4 x 7	4 x 5,2				
		m/min																		
CEI 38 						IEC 38						kVA								
400V (+6%-10%) 50 Hz												75 LVF : 105 kVA								



F
Levage
Distribution
Orientation
Translation

D
Heben
Katzfahren
Schwenken
Kranfahren

GB
Hoisting
Trolleying
Slewing
Travelling

E
Elevación
Distribución
Orientación
Traslación

I
Sollevamento
Distribuzione
Rotazione
Traslazione

P
Elevação
Distribuição
Rotação
Translação



Document commercial non contractuel. Pour toute information technique se référer à la notice correspondante.

Unverbindliches Vertriebsdokument. Für technische Informationen, siehe die entsprechenden Anweisungen.

This commercial document is not legally binding. For any technical information, please refer to the corresponding instructions.

Documento comercial non contractuel. Para cualquier información técnica, ver la noticia correspondiente.

Documento commerciale non vincolante, per tutte le informazioni tecniche fare riferimento al catalogo istruzioni.

Documento comercial não contratual. Para qualquer informação técnica complementar consultar as respectivas instruções.

Manitowoc
Crane CARE

POTAIN 
Manitowoc Crane Group



Americas
Tel : +1 888 479 7278
Tel : +1 717 593 2000

Europe - Middle East - Africa
Tel : +33 (0) 4 72 81 50 00
Tel : +44 (0) 191 522 2000

Asia - Pacific
Tel : +65 6264 1188
Fax : +65 6862 4040

www.manitowoccrane.com

18, rue de Charbonnières - B.R.173
69132 ECULLY Cedex - France

Tél. : +33 (0) 4 72 18 20 20
Fax. : +33 (0) 4 72 18 20 00
www.manitowoccrane.com

Topless MDT 302 L16
Code U-91985-69_Réf. 2003 48 LZJ 3

Copyright.Reproduction interdite © POTAIN 2003

MAXIM
Crane Works, L.P.
1-877-MAX-LIFT

Réalisation Secdoc